

Scaled data based on original data using
LM-79-08 Approved Method: Electrical and Photometric Measurements of Solid-
State Lighting Products

Test Report Prepared for
Cooper Lighting Solutions
(formerly Eaton)

Brand: INVUE

Report Number: P401644

Luminaire Tested: **ENT-SA1E-730-U-T4FT**

Issue Date: 5/20/2020

Test Information

Test Method: LM-79-08
Report Number: P401644
TEST IS SCALED FROM IESNA LM-79-08 TEST DATA (G1-2004-754-15)
Test Lab: INNOVATION CENTER
Issue Date: 5/20/2020
Manufacturer: COOPER LIGHTING SOLUTIONS (FORMERLY EATON)
Product Line: INVUE
Catalog Number: ENT-SA1E-730-U-T4FT
Description: ENTRI LED LUMINAIRE
(1) 70 CRI, 3000K, 1050mA LIGHTSQUARE WITH 16 LEDS AND TYPE IV FORWARD
THROW OPTICS
Light Source: -
Ballast/Driver: ELECTRONIC DRIVER

Summary

Lumens per Lamp: N/A
Luminaire Lumens: 6134 lumens
Efficiency: N/A
Efficacy: 107.2 lumens/watt
Luminous Opening: Rectangular (W 0.5' x L: 0.5' x H: 0')
IES Classification: Type IV - Short - Non-Cutoff
BUG Rating: B1 - U0 - G2

Input Watts (W): 57.2
Input Voltage (V): NR
Input Current (Ain): NR
Voltage Rise (V): NR
Power Factor: NR
Total Harmonic Distortion (THDi): NR
Frequency (hertz): 60
Stabilization Time: NR
Operation Time: NR
Ambient Temperature (°C): NR
Test Distance: 25 FT

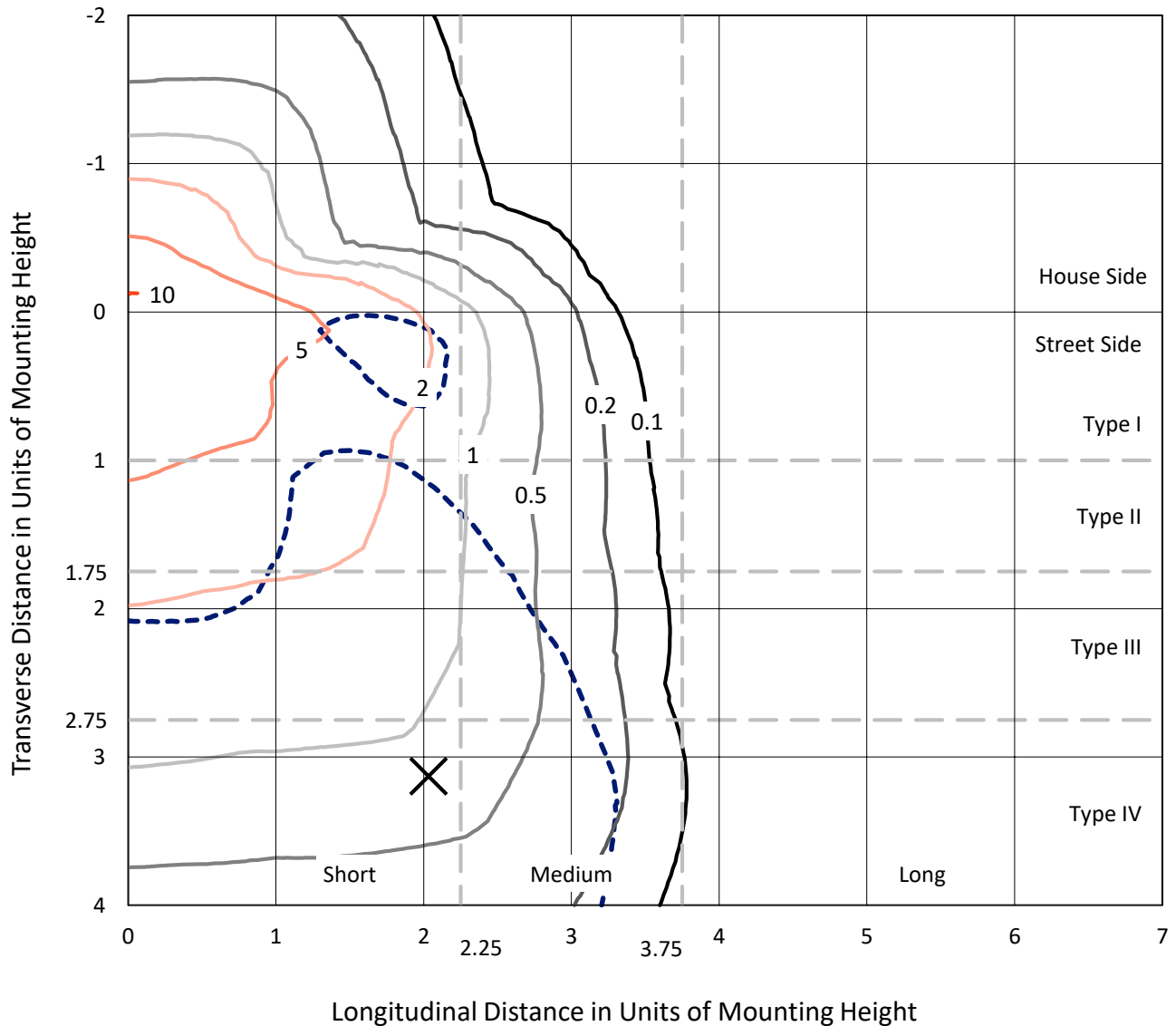


REPORT NUMBER: P401644

CATALOG NUMBER: ENT-SA1E-730-U-T4FT

Iso-Footcandle Lines of Horizontal Illumination

× Max cd
 - - - 1/2 Max cd

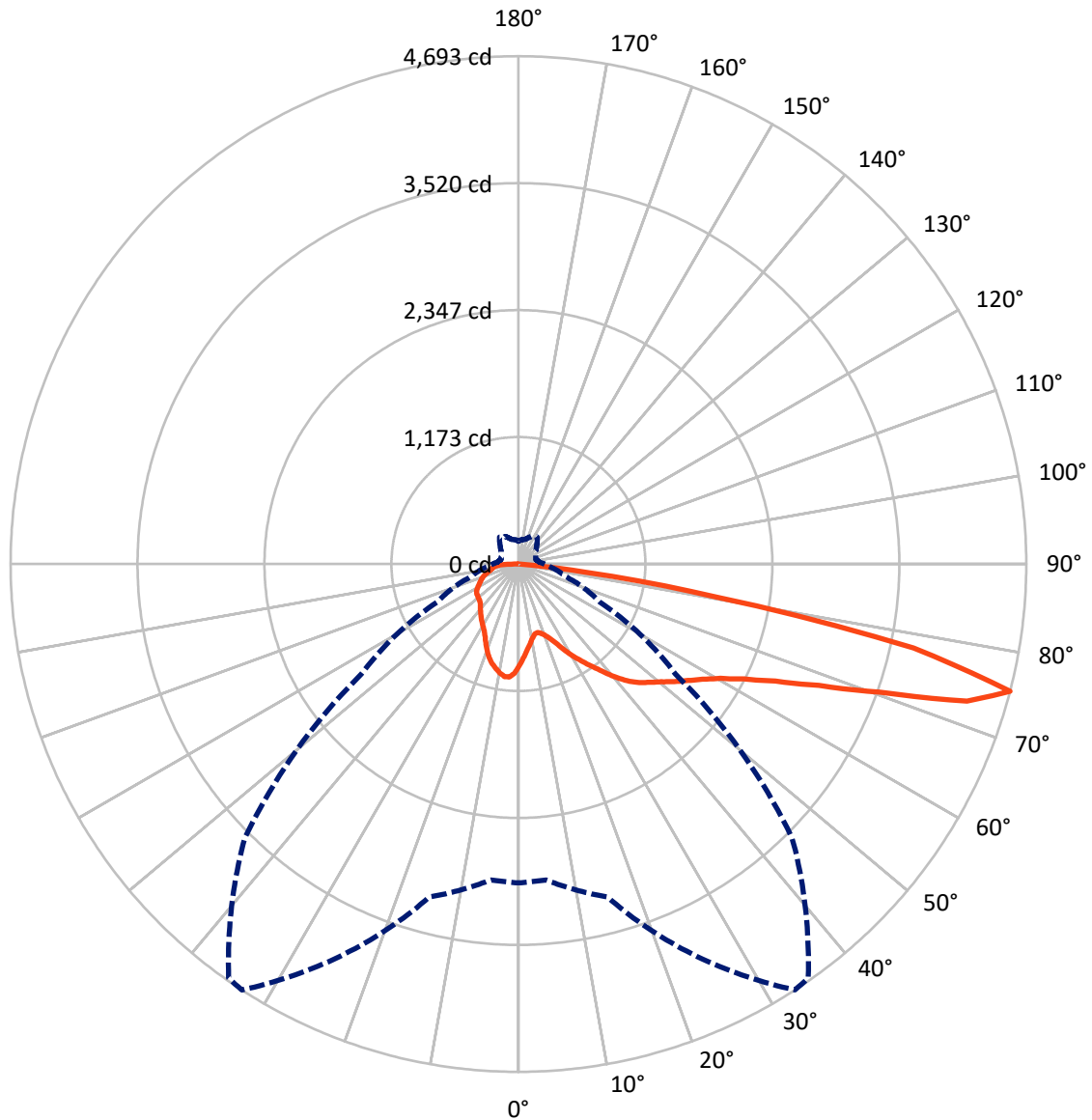


Based on 10 foot mounting height. Maximum calculated value = 10 fc
 Type IV - Short - Non-Cutoff

REPORT NUMBER: P401644

CATALOG NUMBER: ENT-SA1E-730-U-T4FT

Luminous Intensity Polar Plot



— Vertical Plane Through 33-Deg Lateral - - - Horizontal Cone Through 75-Deg Vertical

REPORT NUMBER: P401644

CATALOG NUMBER: ENT-SA1E-730-U-T4FT

FLUX DISTRIBUTION:

		Downward	Upward	Total
House Side	Lumens	1490.1	0.0	1490.1
	% Fixture	24.3	0.0	24.3
Street Side	Lumens	4643.9	0.0	4643.9
	% Fixture	75.7	0.0	75.7
Total	Lumens	6134.0	0.0	6134.0
	% Fixture	100.0	0.0	100.0

Coefficient of Utilization

ZONAL LUMENS:

Zone	Lumens	% Fixture
0°-10°	87.8	1.4
10°-20°	247.0	4.0
20°-30°	410.6	6.7
30°-40°	612.6	10.0
40°-50°	855.8	14.0
50°-60°	1142.3	18.6
60°-70°	1416.4	23.1
70°-80°	1224.6	20.0
80°-90°	136.9	2.2
90°-100°	0.0	0.0
100°-110°	0.0	0.0
110°-120°	0.0	0.0
120°-130°	0.0	0.0
130°-140°	0.0	0.0
140°-150°	0.0	0.0
150°-160°	0.0	0.0
160°-170°	0.0	0.0
170°-180°	0.0	0.0
0°-90°	6134.0	100.0
0°-180°	6134.0	100.0



REPORT NUMBER: P401644

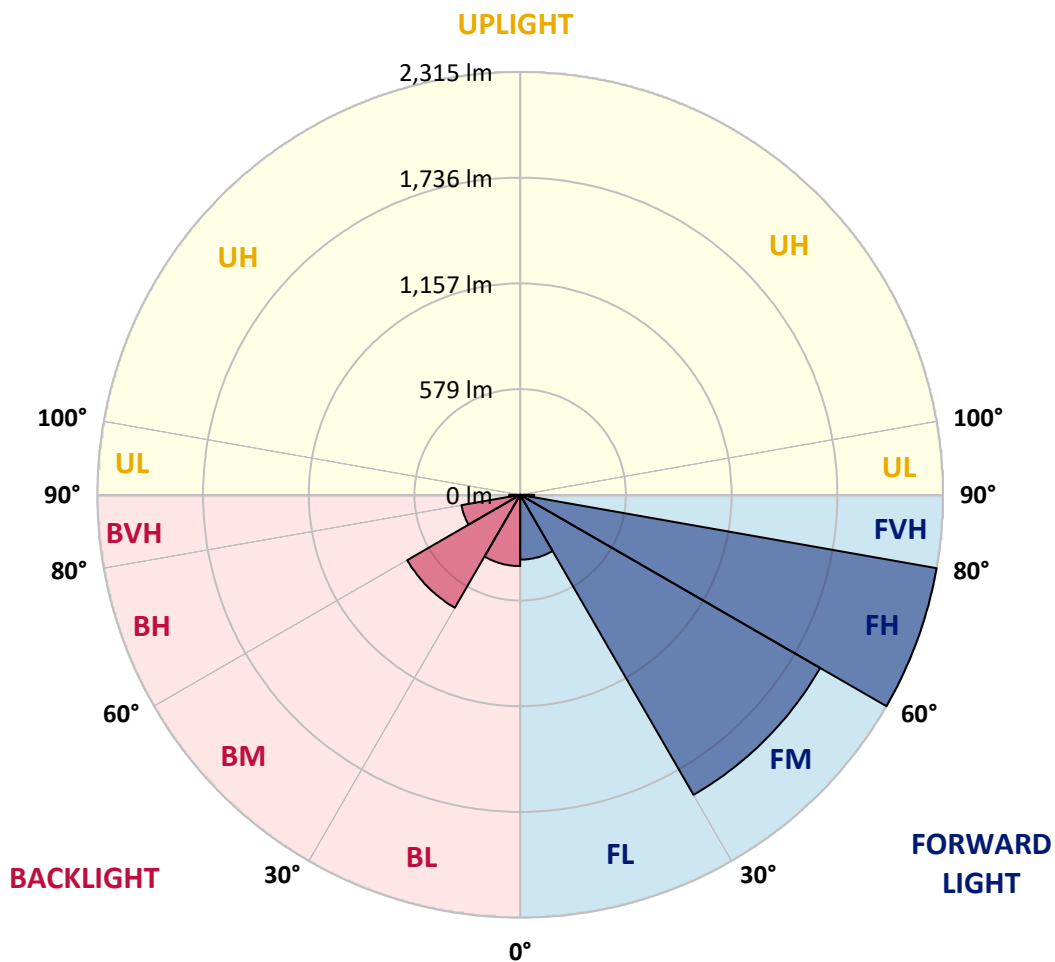
CATALOG NUMBER: ENT-SA1E-730-U-T4FT

LUMINAIRE CLASSIFICATION SYSTEM LUMEN TABLE AND BUG RATING:

Zone		Lumens	% Fixture	Zone Rating/Lumen Limit		
				B	U	G
FL	(0°-30°)	355.1	5.8			
FM	(30°-60°)	1896.7	30.9			
FH	(60°-80°)	2314.7	37.7			G2/5000
FVH	(80°-90°)	77.4	1.3			G1/100
BL	(0°-30°)	390.2	6.4	B1/500		
BM	(30°-60°)	714.0	11.6	B1/1000		
BH	(60°-80°)	326.3	5.3	B1/500		G1/500
BVH	(80°-90°)	59.5	1.0			G1/100
UL	(90°-100°)	0.0	0.0		U0/0	
UH	(100°-180°)	0.0	0.0		U0/0	

BUG Rating: B1-U0-G2

Type IV Short





REPORT NUMBER: P401644

CATALOG NUMBER: ENT-SA1E-730-U-T4FT

CANDELA DISTRIBUTION (FULL):

	0°	5°	15°	25°	33°	35°	45°	55°	65°	75°	85°
0°	939.9	939.9	939.9	939.9	939.9	939.9	939.9	939.9	939.9	939.9	939.9
2.5°	852.5	854.3	859.8	866.1	869.8	869.8	879.8	891.6	906.2	919.0	932.6
5°	781.4	784.2	788.7	796.9	806.9	808.8	828.8	849.7	876.2	904.4	931.7
7.5°	711.3	716.8	725.9	736.8	752.3	755.9	784.2	812.4	848.8	891.6	936.3
10°	657.6	661.2	665.8	681.3	700.4	706.8	744.1	779.6	829.7	882.5	941.7
12.5°	643.0	643.0	643.0	650.3	665.8	671.2	710.4	755.9	812.4	876.2	949.9
15°	663.9	663.0	653.0	647.6	656.7	661.2	694.9	739.5	803.3	878.0	965.4
17.5°	711.3	708.6	684.9	666.7	673.1	675.8	697.6	735.9	800.6	885.3	988.2
20°	773.2	766.9	730.4	703.1	702.2	704.0	720.4	746.8	805.1	898.0	1012.8
22.5°	855.2	851.6	797.8	755.9	748.7	748.7	755.9	772.3	817.0	912.6	1046.5
25°	960.9	950.8	886.2	829.7	813.3	808.8	807.9	807.9	837.9	934.4	1088.4
27.5°	1069.2	1057.4	991.8	915.3	893.5	885.3	870.7	859.8	865.2	958.1	1138.5
30°	1166.7	1150.3	1094.7	1015.5	982.7	970.0	943.6	920.8	906.2	990.9	1204.9
32.5°	1220.4	1214.1	1175.8	1103.9	1066.5	1061.0	1017.3	987.3	961.8	1033.7	1294.2
35°	1292.4	1284.2	1259.6	1200.4	1155.8	1142.1	1109.3	1073.8	1032.8	1091.1	1407.1
37.5°	1358.9	1354.3	1345.2	1304.2	1256.9	1243.2	1213.1	1175.8	1120.2	1175.8	1533.7
40°	1426.3	1420.8	1417.2	1402.6	1368.9	1359.8	1345.2	1301.5	1226.8	1268.7	1658.5
42.5°	1524.6	1512.8	1474.5	1473.6	1476.4	1483.6	1484.6	1436.3	1343.4	1384.4	1767.8
45°	1653.0	1620.3	1534.6	1531.9	1563.8	1582.9	1629.4	1588.4	1464.5	1502.8	1889.8
47.5°	1718.6	1684.9	1596.6	1591.1	1633.0	1661.2	1776.0	1735.9	1590.2	1635.7	2016.4
50°	1750.5	1728.6	1651.2	1668.5	1711.3	1738.7	1915.3	1883.5	1720.4	1779.6	2175.8
52.5°	1795.1	1758.7	1704.0	1740.5	1804.2	1832.5	2040.1	2034.7	1830.6	1936.3	2350.7
55°	1779.6	1760.5	1770.5	1819.7	1899.9	1941.8	2165.8	2165.8	1942.7	2103.9	2523.7
57.5°	1792.4	1779.6	1862.5	1906.2	2007.3	2067.4	2317.0	2276.9	2037.4	2244.1	2640.3
60°	1900.8	1864.3	1929.0	2015.5	2145.8	2204.1	2490.0	2393.5	2114.8	2365.3	2661.3
62.5°	2092.0	2062.9	2069.3	2168.5	2337.0	2404.4	2661.3	2496.4	2166.7	2416.3	2582.9
65°	2409.0	2395.3	2317.0	2377.1	2609.4	2670.4	2875.3	2585.7	2152.1	2378.0	2376.2
67.5°	2835.2	2780.6	2674.9	2728.7	2996.4	3058.4	3133.0	2619.4	2057.4	2149.4	1909.9
70°	3188.6	3143.1	3094.8	3236.0	3543.8	3577.5	3401.7	2587.5	1827.0	1682.2	1280.5
72.5°	3413.6	3380.8	3425.4	3840.7	4333.4	4269.7	3666.8	2364.4	1425.4	1030.1	640.3
75°	2946.3	2930.9	3185.9	4028.3	4693.2	4669.5	3574.8	1769.6	827.0	453.6	291.4
77.5°	1481.8	1650.3	1919.0	2858.0	3734.1	3738.7	2604.8	850.7	347.9	254.1	200.4
80°	417.1	422.6	640.3	1178.5	1864.3	1986.4	985.5	288.7	198.5	189.4	149.4
82.5°	99.3	92.0	163.9	348.8	625.7	651.2	296.0	103.8	111.1	118.4	92.0
85°	0.9	0.9	0.9	0.9	0.9	1.8	10.9	10.9	26.4	33.7	26.4
87.5°	0.0	0.0	0.0	0.9	0.9	0.9	0.0	0.0	0.0	0.0	0.0
90°	0.0	0.0	0.0	0.0	0.0	0.0	0.0	0.0	0.0	0.0	0.0



REPORT NUMBER: P401644

CATALOG NUMBER: ENT-SA1E-730-U-T4FT

CANDELA DISTRIBUTION (continued):

	90°	95°	105°	115°	125°	135°	145°	155°	165°	175°	180°
0°	939.9	939.9	939.9	939.9	939.9	939.9	939.9	939.9	939.9	939.9	939.9
2.5°	939.0	948.1	962.7	975.4	986.4	994.6	1007.3	1009.1	1012.8	1014.6	1016.4
5°	947.2	964.5	991.8	1015.5	1031.9	1036.5	1047.4	1046.5	1047.4	1047.4	1046.5
7.5°	958.1	981.8	1020.1	1046.5	1055.6	1052.8	1050.1	1040.1	1031.9	1028.3	1023.7
10°	971.8	999.1	1043.7	1062.9	1058.3	1043.7	1026.4	1008.2	993.6	986.4	984.5
12.5°	985.5	1021.0	1062.9	1068.3	1050.1	1023.7	994.6	974.5	955.4	945.4	945.4
15°	1008.2	1047.4	1078.3	1067.4	1034.6	1000.9	960.9	933.5	911.7	898.0	897.1
17.5°	1035.5	1077.4	1094.7	1062.9	1015.5	968.1	919.9	884.4	856.1	842.5	834.3
20°	1069.2	1108.4	1102.9	1048.3	987.3	929.0	868.9	826.1	796.9	782.3	779.6
22.5°	1107.5	1140.3	1105.7	1024.6	949.0	874.3	808.8	766.0	746.8	735.9	736.8
25°	1153.9	1179.4	1106.6	996.4	894.4	802.4	745.0	725.0	722.2	717.7	719.5
27.5°	1212.2	1220.4	1102.9	958.1	824.2	726.8	693.1	701.3	708.6	705.8	707.7
30°	1281.5	1269.6	1094.7	902.6	737.7	657.6	659.4	677.6	687.6	684.9	685.8
32.5°	1362.5	1318.8	1079.3	835.2	655.8	615.7	630.3	648.5	658.5	658.5	659.4
35°	1453.6	1378.0	1049.2	747.7	598.4	590.2	602.9	617.5	623.9	620.2	623.0
37.5°	1549.2	1429.0	1000.9	650.3	555.6	570.1	577.4	581.1	580.2	574.7	572.0
40°	1638.5	1469.1	914.4	553.7	520.0	549.2	552.8	542.8	531.0	521.0	514.6
42.5°	1706.8	1490.0	794.2	483.6	486.4	525.5	528.2	508.2	485.4	470.0	466.3
45°	1776.9	1497.3	674.9	427.2	449.9	501.8	509.1	481.8	450.8	432.6	429.9
47.5°	1857.1	1515.5	557.4	388.0	419.0	485.4	497.3	463.6	429.0	401.6	397.1
50°	1964.5	1550.1	469.0	357.9	397.1	477.2	493.6	449.0	405.3	375.2	371.6
52.5°	2101.1	1601.1	387.1	334.3	379.8	464.5	488.2	434.4	388.0	351.6	346.1
55°	2218.6	1620.3	334.3	314.2	361.6	449.0	483.6	429.0	368.9	327.9	321.5
57.5°	2272.4	1565.6	296.9	294.2	342.4	429.9	474.5	410.8	347.9	316.0	310.6
60°	2247.8	1429.9	268.7	276.0	320.6	405.3	450.8	392.5	333.3	306.9	301.5
62.5°	2138.5	1273.3	247.7	258.7	296.0	374.3	423.5	376.1	320.6	296.9	289.6
65°	1946.3	1101.1	232.2	243.2	274.1	344.3	401.6	357.0	306.0	282.3	276.0
67.5°	1588.4	876.2	215.9	227.7	255.9	319.7	381.6	341.5	289.6	274.1	268.7
70°	1051.0	589.3	200.4	212.2	237.7	296.0	360.7	325.1	274.1	264.1	256.8
72.5°	482.7	316.9	184.0	195.8	216.8	269.6	334.3	300.6	253.2	246.8	235.9
75°	238.6	194.9	163.9	174.9	191.3	237.7	303.3	279.6	234.1	223.1	210.4
77.5°	174.0	145.7	141.2	152.1	165.8	210.4	270.5	257.7	214.9	199.5	192.2
80°	129.3	112.9	118.4	129.3	142.1	190.4	253.2	241.4	198.5	183.1	177.6
82.5°	79.2	75.6	91.1	103.8	119.3	174.9	241.4	220.4	178.5	163.9	157.6
85°	22.8	27.3	46.4	67.4	84.7	141.2	225.0	193.1	150.3	125.7	121.1
87.5°	0.0	2.7	14.6	31.0	50.1	93.8	173.0	151.2	114.8	92.9	89.3
90°	0.0	0.0	0.0	0.0	0.0	0.0	0.0	0.0	0.0	0.0	0.0

(END OF REPORT)